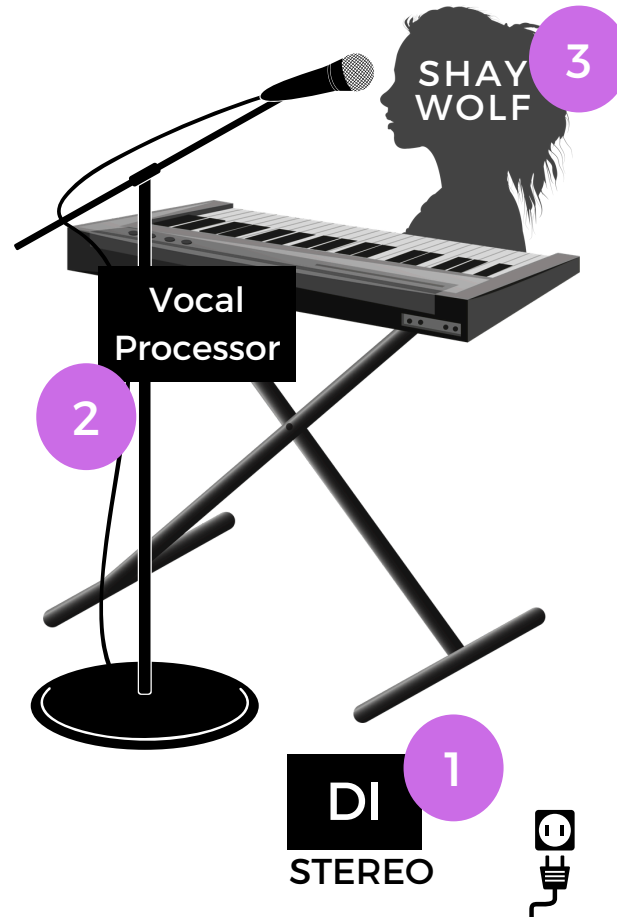


SHAY WOLF - SOLO STAGE PLOT



FRONT

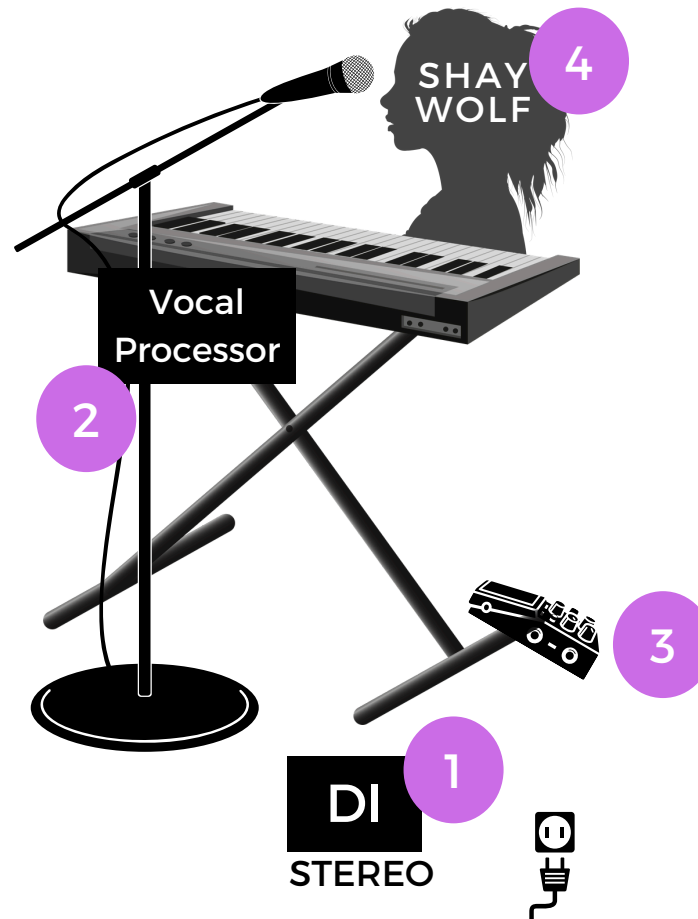
INPUT LIST

- 1 - Two x 1/4" Cables & two x DI from Keyboard (stereo)
- 2 - Two x XLR for mic and vocal processor
- 3 - In-ear monitor out on board

REQUIRED EQUIPMENT

- Boom Mic Stand
- 2 Electrical Outlets: keyboard & vocal processor

SHAY WOLF - SOLO STAGE PLOT



FRONT

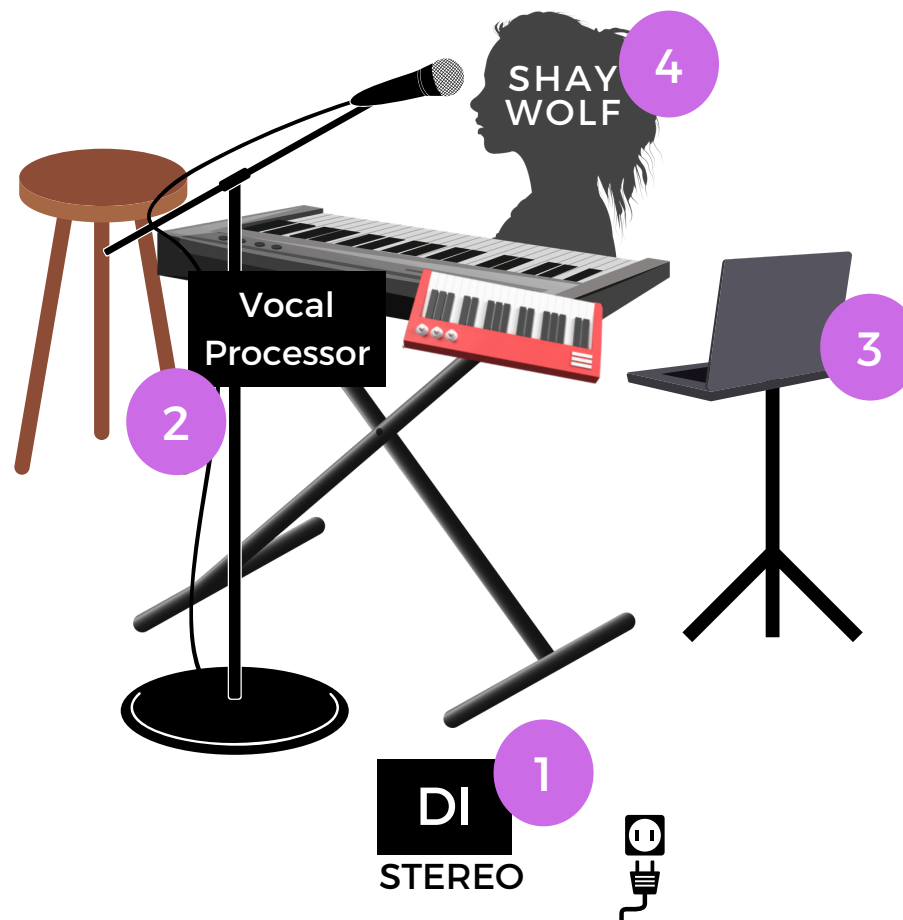
INPUT LIST

- 1 - Two x 1/4" Cables & DI from Keyboard (stereo)
- 2 - Two x XLR from mic and into vocal processor
- 3 - 1/4" from loop pedal
- 4 - In-ear monitor out on board

REQUIRED EQUIPMENT

- Boom Mic Stand
- 3 Electrical Outlets

SHAY WOLF - SOLO STAGE PLOT



FRONT

INPUT LIST

- 1 - Two x 1/4" Cables & DI from Keyboard (stereo)
- 2 - Two x XLR from mic and into vocal processor
- 3 - Aux to 1/4" from laptop
- 4 - In-ear monitor out on board

REQUIRED EQUIPMENT

- Boom Mic Stand
- Stool for Water
- 3 Electrical Outlets

SHAY WOLF - SOLO STAGE PLOT



FRONT

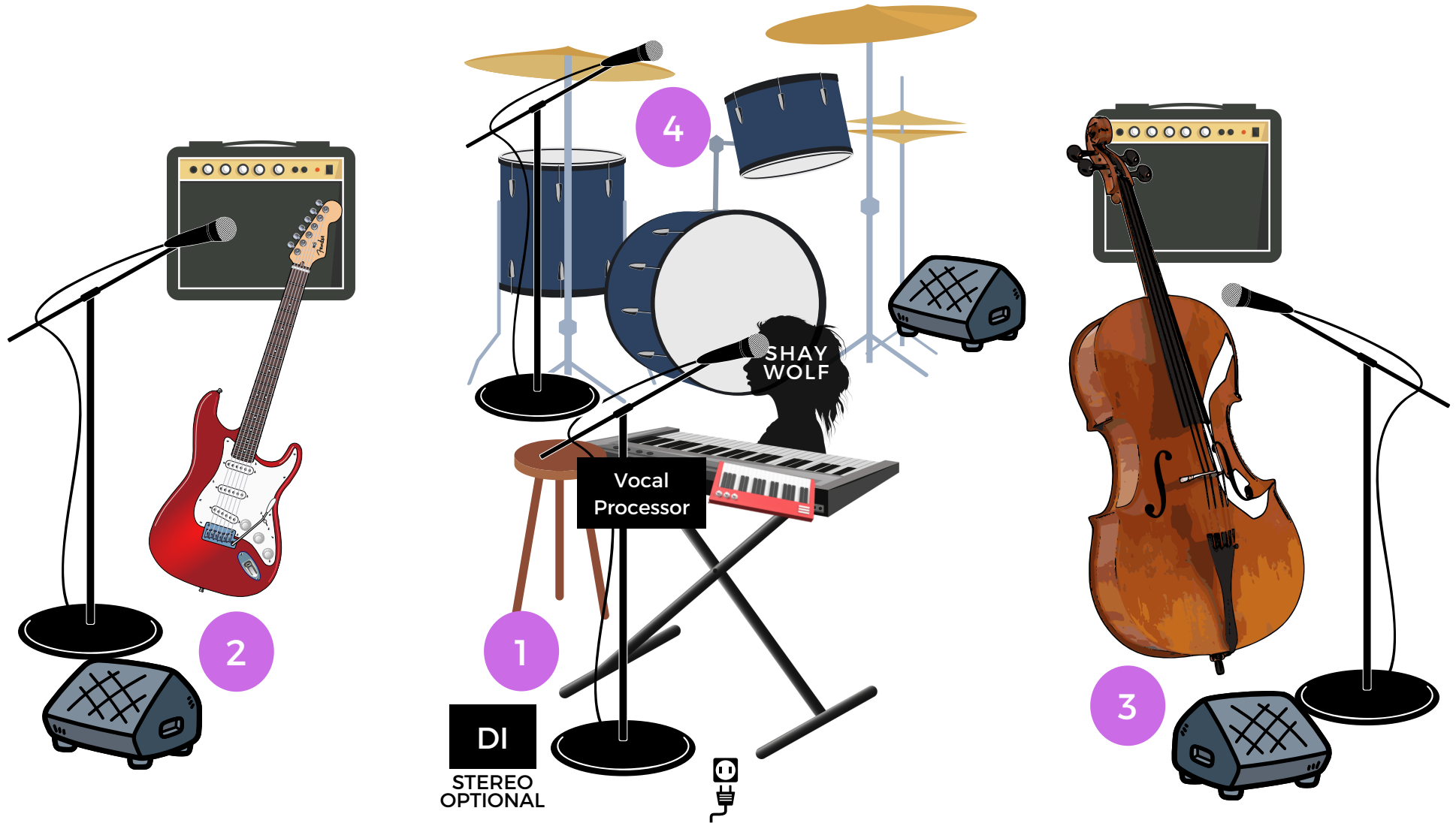
INPUT LIST

- 1 - 1/4" DI from Keyboard
(mono or stereo)
- 2 - XLR from vocal processor
- 3 - Aux to 1/4" from laptop
- 4 - In-ear monitor out on board

REQUIRED EQUIPMENT

- Boom Mic Stand
- Stool for Water
- 3 Electrical Outlets

SHAY WOLF - BAND STAGE PLOT



INPUT LIST

1 - LEAD

- 1/4" DI from Keyboard (mono or stereo)
- XLR from vocal processor (Shay using own mic)
- In-ear monitor out on board

2 - GUITAR

- 1x - Instrument Mic for electric guitar amp
- 1x - Boom Stand and mic

3 - BASS

- 1x - Bass Amp
- 1x - Boom Stand and mic


4 - DRUMS

- Mics on drum kit
- Mix: More Lead vocals and piano

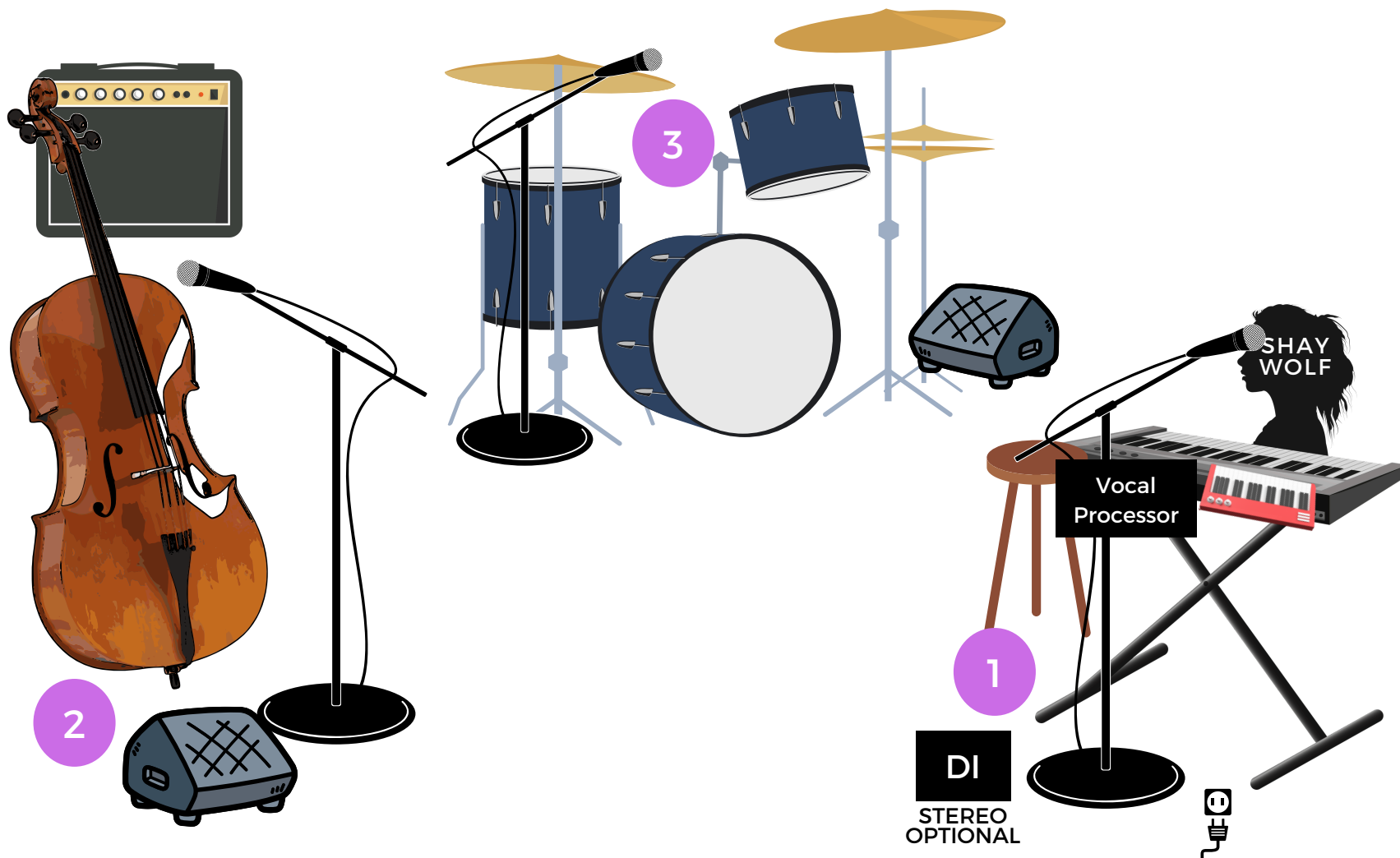
IN-EAR MONITOR MIX



Dominant



SHAY WOLF - TRIO STAGE PLOT



INPUT LIST

1 - LEAD

- 1/4" DI from Keyboard (mono or stereo)
- XLR from vocal processor (Shay using own mic)
- In-ear monitor out on board

2 - BASS

- 1x - Bass Amp
- 1x - Boom Stand and mic

3 - DRUMS

- Mics on drum kit
- Mix: More Lead vocals and piano

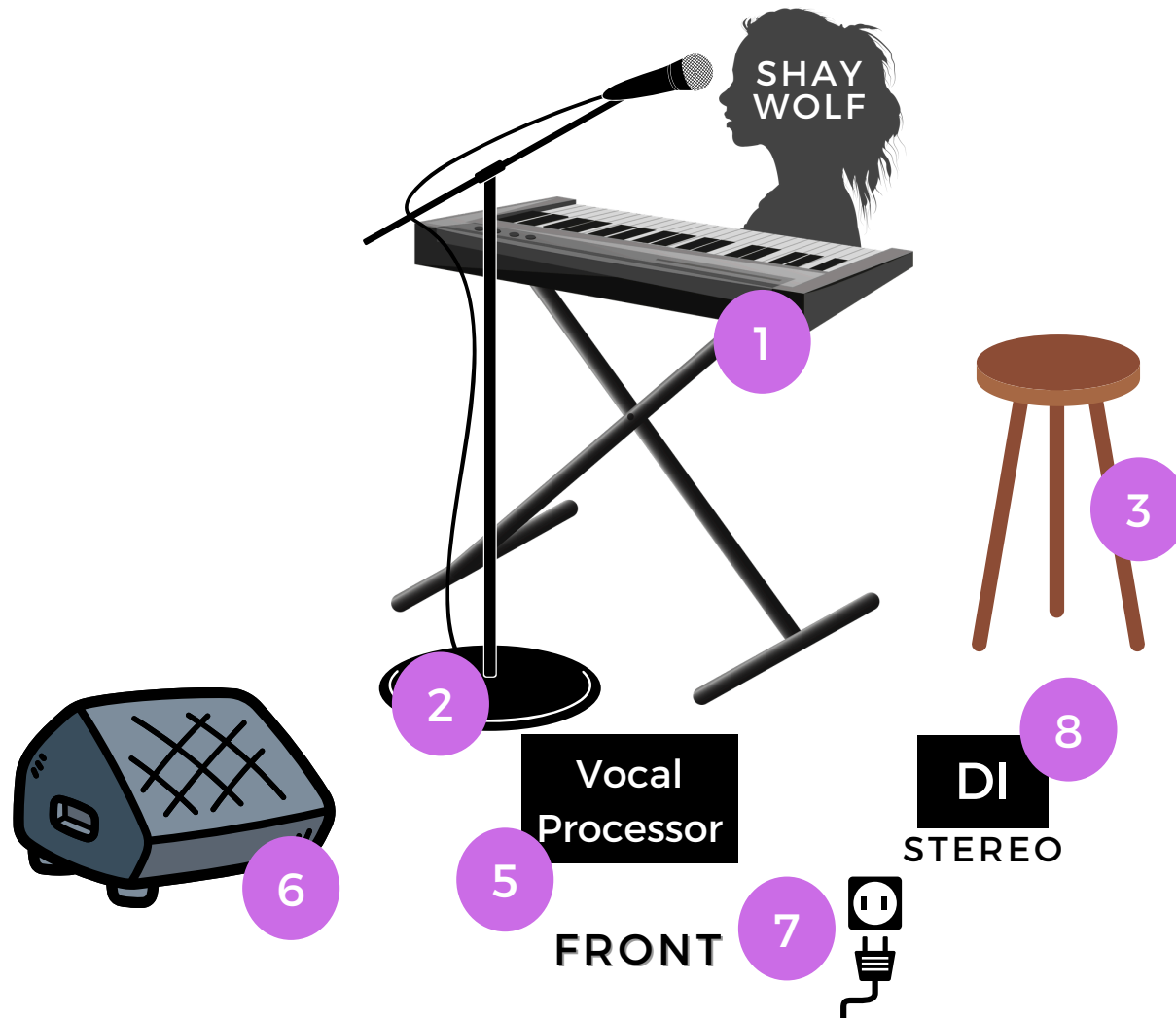
IN-EAR MONITOR MIX



Dominant



SHAY WOLF - SOLO STAGE PLOT

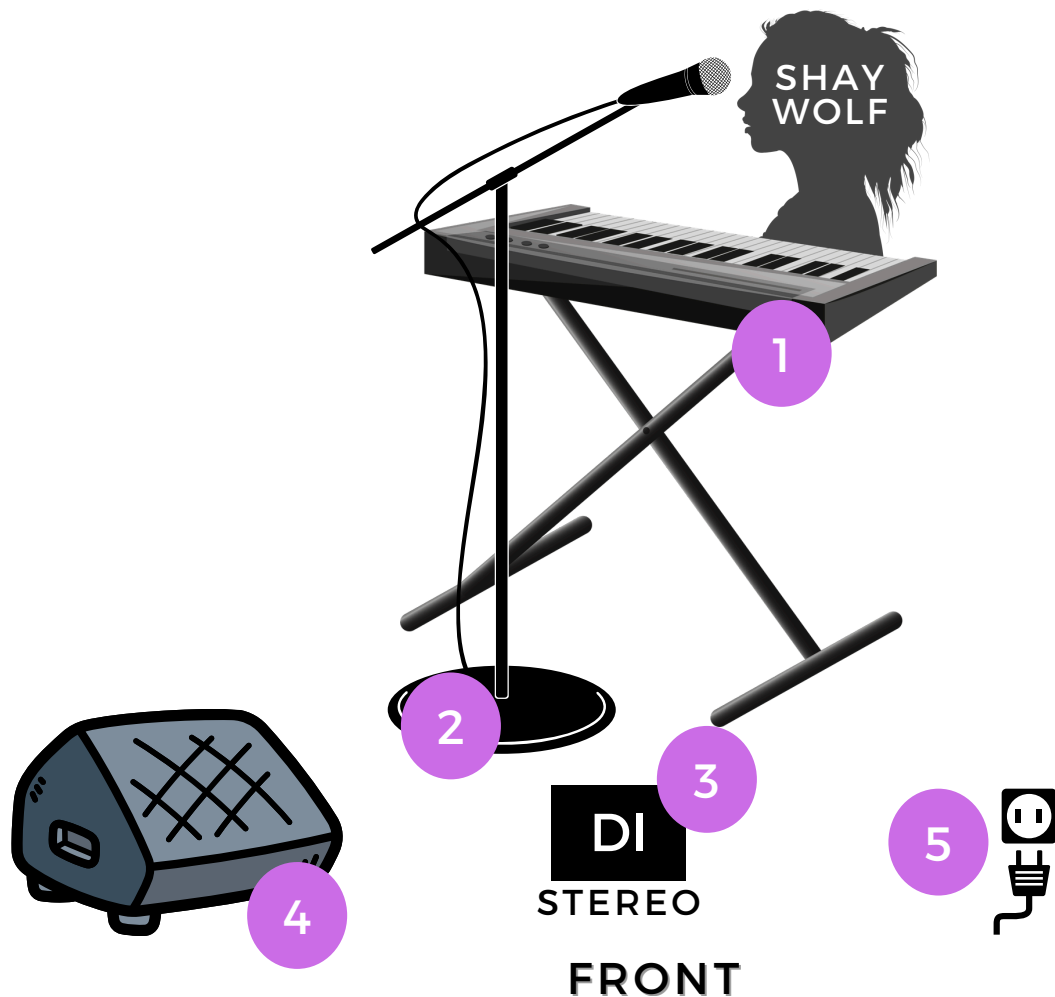


INPUT LIST

- 1 - Keyboard (instrument, stand & stool provided by musician)
- 2 - Boom Stand with XLR Cable (microphone provided by musician)
- 3 - Stool for water

- 4 - AC Outlet / Power Source
- 5 - Vocal processor with XLR out
- 6 - Monitor speaker
- 7 - AC Outlet / Power Source
- 8 - Stereo DI Box (1/4" unbalanced cables x2)

SHAY WOLF - SOLO STAGE PLOT



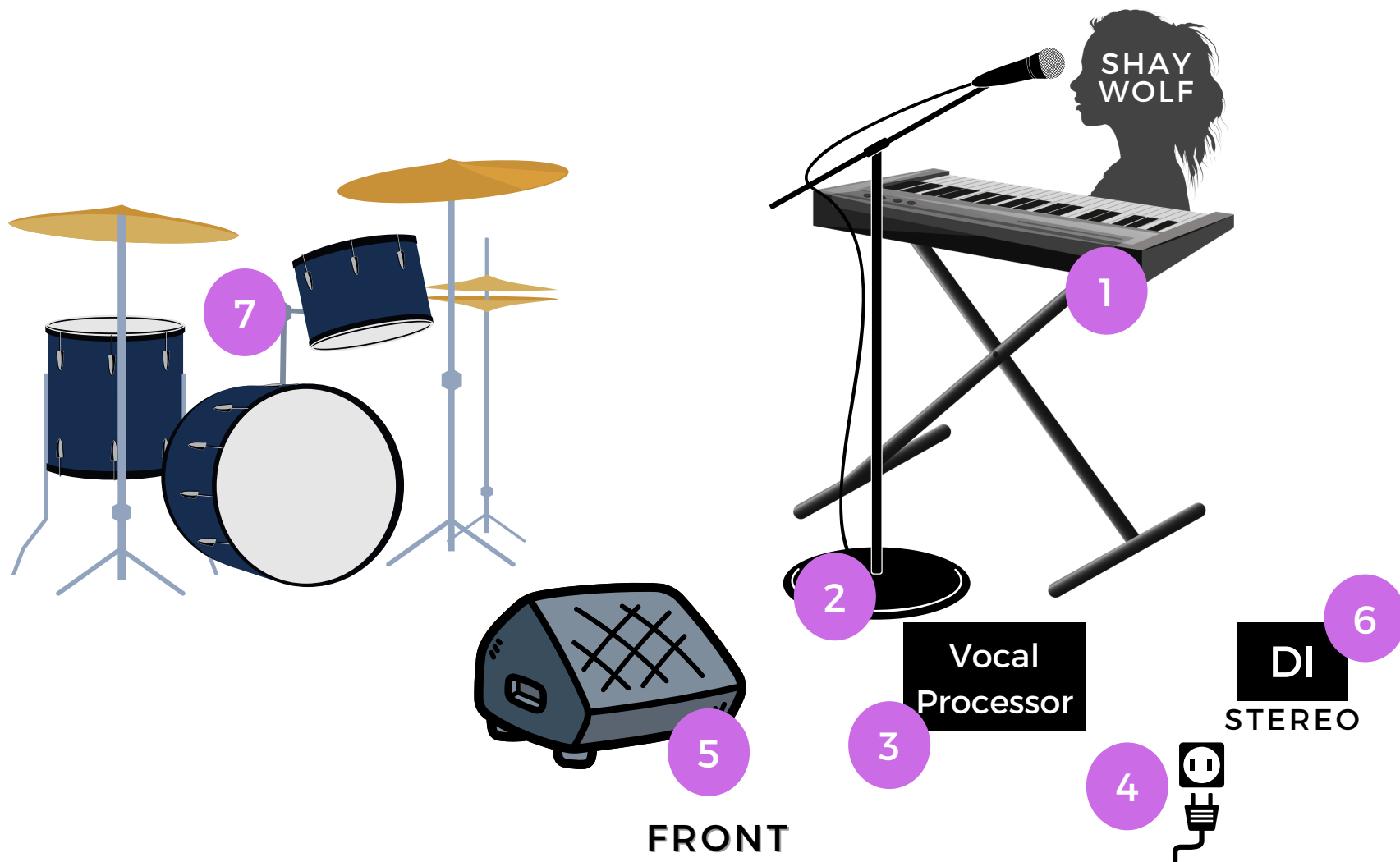
EQUIPMENT

- 1 - Keyboard (Shay bringing)
- 2 - Boom Stand with XLR Cable (mic provided by Shay)
- 3 - DI Box with 1/4" cables (stereo or mono)
- 4 - Wedge Monitor
- 5 - Power Outlet

INPUT LIST

- 1 - Vocal Mic
- 2 - DI Boxes for Keyboard (can also do Mono out)

SHAY WOLF - DUO STAGE PLOT

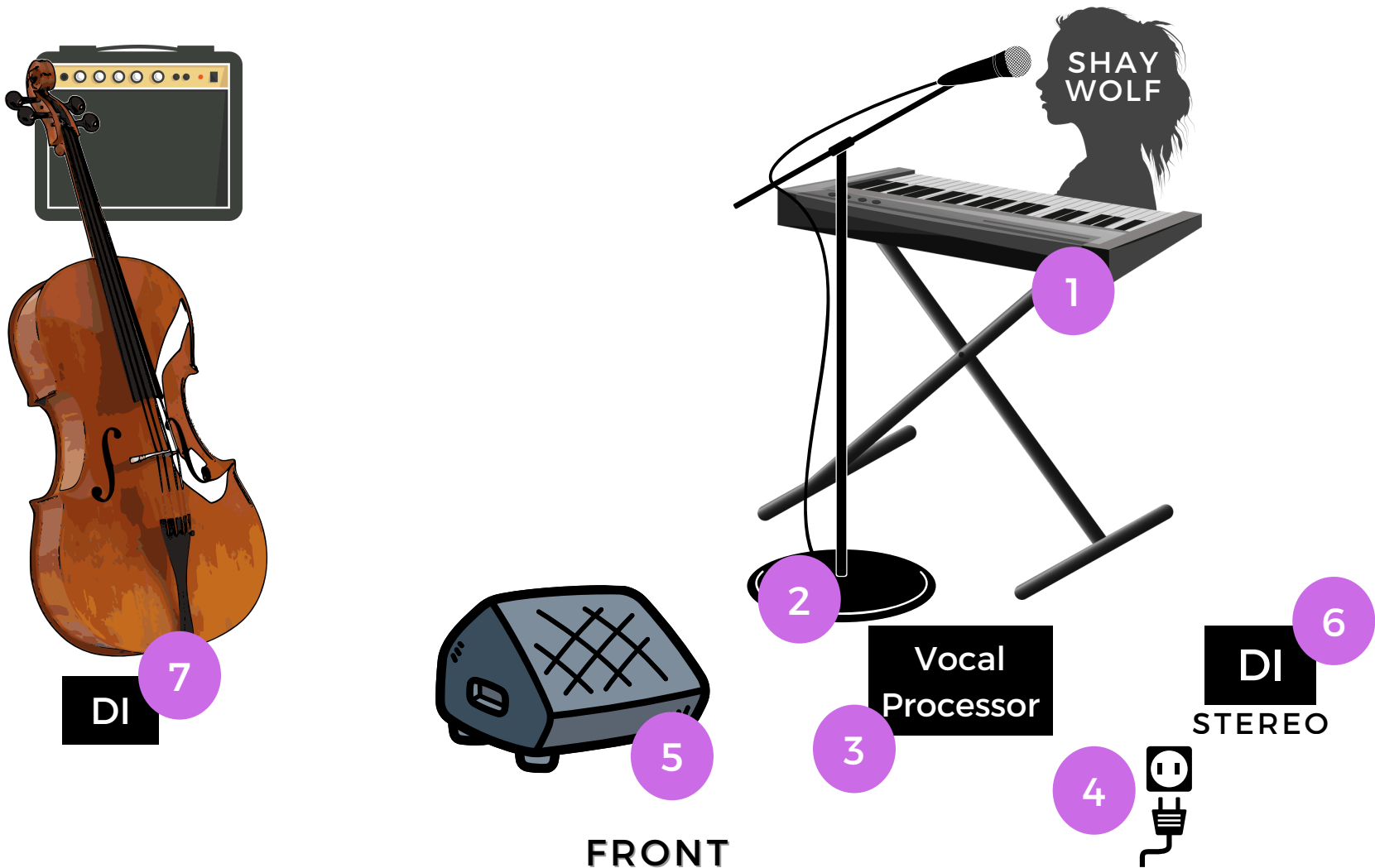


INPUT LIST

- 1 - Keyboard (instrument, stand & stool provided by musician)
- 2 - Boom Stand with XLR Cable (microphone provided by musician)
- 3 - Vocal processor

- 4 - AC Outlet / Power Source
- 5 - Monitor speaker
- 6 - Stereo DI Box (1/4" unbalanced cables x2)
- 7 - Mics on drum kit

SHAY WOLF - DUO STAGE PLOT



INPUT LIST

- 1 - Keyboard (instrument, stand & stool provided by musician)
- 2 - Boom Stand with XLR Cable (microphone provided by musician)
- 3 - Vocal processor

- 4 - AC Outlet / Power Source
- 5 - Monitor speaker
- 6 - Stereo DI Box (1/4" unbalanced cables x2)
- 7 - DI for Bass (bassist will bring own amp)


SHAY WOLF - BAND STAGE PLOT



INPUT LIST

- 1 - 2x - DI Box for Stereo Keyboard
- 2 - 4x - XLR + Mics on Boom Stands
- 3 - 1x - Bass Amp

- 4 - 1x - Instrument Mic for electric guitar amp on boom stand
- 5 - Mics on drum kit
- 6 -



SHAY WOLF STAGE PLOT